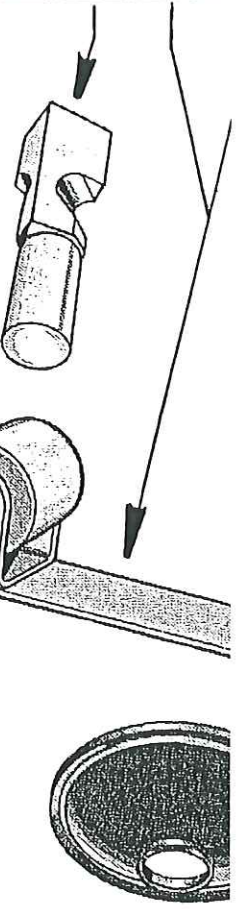


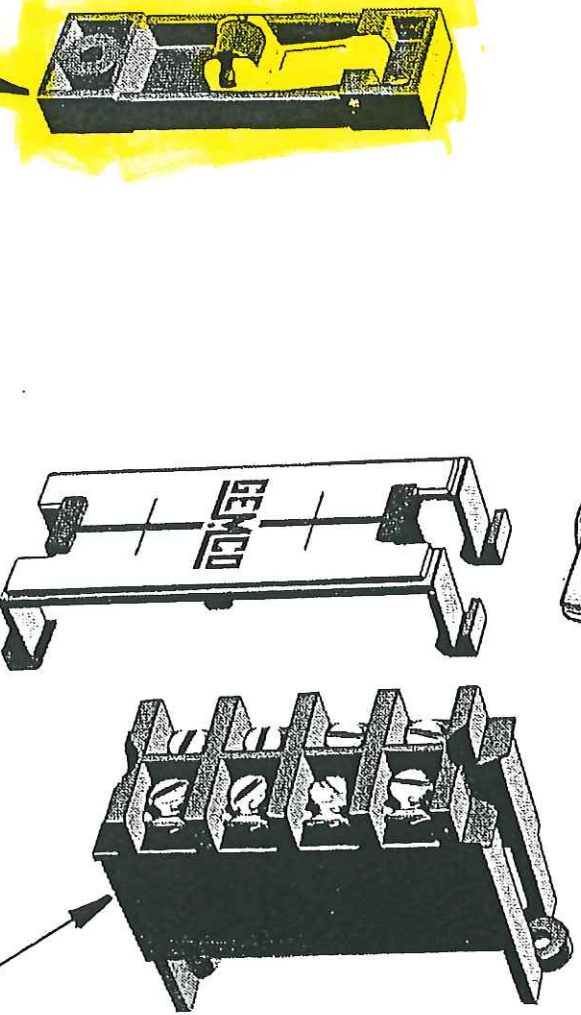
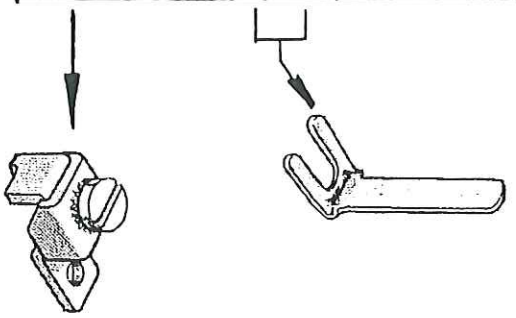
BR	LEVER & 1/2" DIA. ROLLER ASS'Y WITH BOOT	\$21.00
DO	PLUNGER PUSH OPERATOR (CYCL-SET & 2004 K RLS)	NO ADDITION
DR	PLUNGER WITH BOOT PUSH OPERATED	\$10.00



MOUNTING ARRANGEMENT	LIST PRICE ADDITION
A FRONT — MTG.	NO ADDITION
B SIDE — MTG. *	\$2.00

* Not available on plug in

TERMINALS	LIST PRICE ADDITION
BINDER	NO ADDITION
PLUG IN	S.P. \$4.40 D.P. \$4.80
915/917 CYCL-SET	S.P. \$5.60 D.P. \$6.00
SADDLE CLAMP	S.P. \$8.40 D.P. Not Avail.



PLUG-IN SOCKET ASSEMBLY NOT INCLUDING LIMIT SWITCH	LIST PRICE
S.P.D.T. — Part No. SD-1345-D	
D.P.D.T. — Part No. SD-1320-D	
Roller follower adaptor for AO & AR numbered Snap SW. SD-1571-B	

P/N SD0157100



Controls

1080 N. Crooks Rd., Clawson, Michigan 48017-1097
 Phone: 313 435 0700
 Fax: 313 280 1544

EasyLink: 628 32092
 Telex: 23 5359
 DISCOUNT SCHEDULE J
 Prices Subject to Change Without Notice